BEAUTIFUL WOOD



MADE EASY



A True Old Fashioned Oil Stain & Sealer for Exterior Wood

ARMSTRONG-CLARK

OIL BASED WOOD STAINS

Long Lasting, Easy to Apply and a Breeze to Maintain

ONE PRODUCT LINE for ALL APPLICATIONS


Decks


Fences


Log Homes


Gazebos


Docks


Playground Equipment


Furniture


Shakes and Shingles


Garage Doors


Arbors

COLORS

Test for color with sample cans

Transparent Stains

Allow the wood grain to be seen while providing the least amount protection against UV rays that gray wood. Not recommended higher elevations.



Semi-Transparent Stains

Provide a balance between seeing the wood grain and providing enhanced UV masking properties.



Semi-Solids Stains

Allow minimal wood grain to be seen while providing the greatest amount of UV protection. Not for wood less than one year old nor furniture.



Hardwoods & Softwoods

Specifically designed for hardwoods but work equally as well on softwoods.



ALL COLORS ARE INTERMIXABLE

Stores and Armstrong-Clark DO NOT mix colors. Customize colors **on your own.** Use sample cans with a measuring spoon and another container to test colors. Use a 5 gallon bucket to mix colors for the project.



1 part Natural Oak
2 parts Redwood Tone

1 part Black Walnut
2 parts Mahogany

1 part Mahogany
2 parts Black Walnut

WHAT AFFECTS COLOR

Always Test for Color with sample cans before proceeding with a project

Species of Wood



Age of Wood



New

Aged

Cut of the Wood



Smooth

Rough

Number of Coats



One

Two

Prep Method on Grayed Wood



Bleach based cleaner

Oxalic Acid base cleaner

THE ARMSTRONG-CLARK ADVANTAGE



- Conditions and rejuvenates wood
- No stripping, sanding, or media blasting on maintenance coats
- Formulated for all climates in all states
- Wet stain marks blend in when stain is applied within 20-30 minutes
- No wiping required during application
- Survives harsh snowy winters
- No need for additional primers or sealers
- Includes water repellents, UV inhibitors, and mildewcide

TWO LAYERS OF PROTECTION

WITH A SINGLE BRUSH STROKE

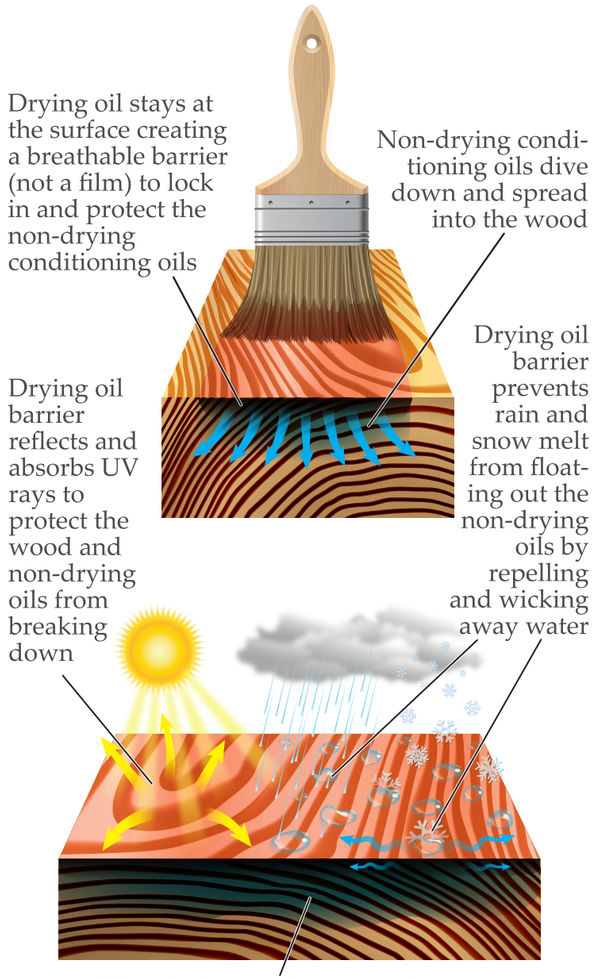

WATCH a video of the oils separating

www.armclark.com/video.cfm

PREPARATION & APPLICATION

BEFORE YOU START

Different environments (and different woods) may require different prep and application methods. All scenarios cannot be detailed adequately in a single brochure. Please visit armclark.com to learn more.

GENERAL INSTRUCTIONS

SURFACE PREPARATION: Surface must be dry, clean, and free of dust, dirt, mold, and mildew. Wash with mild scrubbing using a mixture of 1 qt. bleach, 3 qts. water, with a **maximum** of a 1/4 cup of liquid dish soap per gallon. Rinse thoroughly and/or light pressure wash. Remove stain if previously sealed with another brand stain. If stripping is required apply a brightener to neutralize the stripper. DO NOT use finer than 80 grit sandpaper if sanding.

ALL APPLICATIONS: After preparation test for color and absorption with sample cans. Apply test with a brush (not a rag). No garden sprayers or applications with rags. Do not over apply - MORE IS NOT BETTER. Wood moisture content must be 20% or less as determined by a moisture meter; 15% for cedar shingles to help prevent tannin bleed. Brush out any puddles before clean-up. Immediately after use clean tools and dispose of used rags and other waste in a sealed water filled container to **AVOID SPONTANEOUS COMBUSTION**.

SOFTWOOD APPLICATION: Easy application by natural bristle brush, stain pad, roller, or airless spray equipment. Rollers risk over application. Spraying can result in uneven application. Back brushing or back rolling is required with airless spray applications. A second coat can be applied wet on wet or wet on dry to **wood that has been installed for at least 1 year** for extra protection **ONLY IF** the first coat absorbs into wood within 60 minutes. Allow stain to soak in 24 hours before wiping any wet spots. **DO NOT** apply semi-solid colors to wood less than 1 year old. **ONLY** apply 1 coat of semi-solids to decks.

HARDWOOD APPLICATION: Hardwoods have a limited ability to absorb stain. **ONLY** apply a single sparingly thin coat of "Hardwood & Softwood" colors. A stain pad, dual roller kitchen sponge mop, or light brushing followed by stain pad provide best results. Rollers are not recommended. Do not apply to bamboo.

OUTDOOR FURNITURE/ SITTING SURFACES: 1 coat only. **NO SEMI-SOLID** colors. For transparent colors apply stain and let dry. For other colors wipe off stain after 1 hour to prevent pigment rubbing off onto clothes once dry.



Dear Armstrong-Clark Customer,
Thank you for using Armstrong-Clark's wood stain. We make the highest quality product backed by the highest quality service we can provide. Your continued support has helped us grow to a national brand, and for that I am grateful.

Many Thanks,

Jake Clark

Seven generations of experience in the field of wood preservation that dates back to before the Civil War

PREP & APPLICATION RESOURCES:

"Easy Use Instructions & Informational Guide"
Download at www.armclark.com/support
or pick up in store

Online Instruction:
www.armclark.com/support

Product Data Sheets:
www.armclark.com/products

VISIT US ON THE WEB:

www.armclark.com

@armstrongclarkco

facebook.com/
armclark

pinterest.com/
armstrongclark

QUESTIONS:

1-800-916-8211

info@armclark.com
Pictures are always helpful

The Armstrong-Clark Company
14949 Camage Avenue
Sonora, CA 95370

TPE10.4_012419